

Interpreting Function Graphs

Intervals

Increasing _____
 Decreasing _____

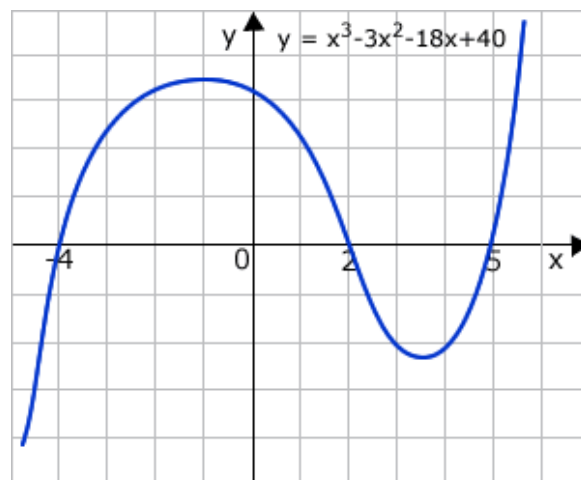
Intercepts

X Intercepts _____
 Y Intercepts _____

Min/Max

Relative Maximums _____
 Relative Minimums _____

End Behavior



Intervals

Increasing _____
 Decreasing _____

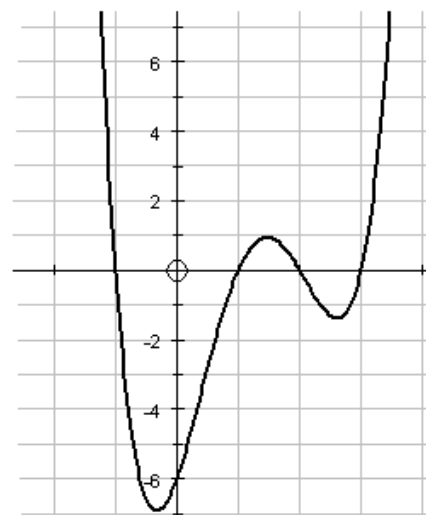
Intercepts

X Intercepts _____
 Y Intercepts _____

Min/Max

Relative Maximums _____
 Relative Minimums _____

End Behavior



Intervals

Increasing _____
 Decreasing _____

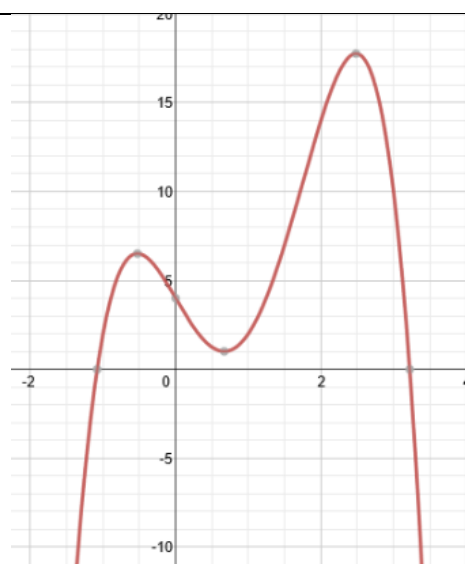
Intercepts

X Intercepts _____
 Y Intercepts _____

Min/Max

Relative Maximums _____
 Relative Minimums _____

End Behavior



Vocabulary

DECREASING INTERVAL	
DEPENDANT VARIABLE	
DOMAIN	
END BEHAVIOR	
INCREASING INTERVAL	
INDEPENDENT VARIABLE	
INTERCEPTS (X and Y)	
RANGE	
RELATIVE MAXIMUM	
RELATIVE MINIMUM	